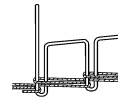
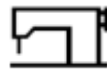


## 171-131110 The lively one

The rational sewing of assembly seams is the specialty of the double-chainstitch machine 171. It allows especially high sewing speeds. Due to the automatic adaptation of the lower thread supply to the stitch length an always-superb stitch formation is guaranteed. The thread trimmer - standard equipment depending on the subclass - and the stitch condensing allow a safe beginning and ending of the seam within the material. Further characteristics are the smoothness of running, even at high speeds, and the simple thread leads.



401











## 171-131110

	Stiche/Min Stitches/min	Stiche/Min ab Werk Stitches/min Ex works	Nähgut Material									
	[min <sup>-1</sup> ] max.	[min <sup>-1</sup> ]		[mm]	[mm]							
				U WO	A B*							
<b>171-131110</b>	7.000	6.600	L, M	4	4 5 (10)	●	○***	●		○		
<b>173-141110</b>	6.000	5.800	L, M	4 7	4 5	●	○***		●	○		
<b>173-141521</b>	6.000	5.800	L, M	4 7	4 5	●		●	●	○	●	○

	Nennspannung Nominal voltage	Leistungs- aufnahme Power consumption	Gewicht, Oberteil Weight, Sew. head		Synthetik Synthetic	Baumwolle Cotton	Abmessungen (Länge, Breite, Höhe) Dimensions (Length, Width, Height)			
	[V], [Hz]	[KVA]	[kg]	Nm			[mm]			[mm]
				max.						C D
<b>171</b>	190-230V, 50/60 Hz	1 (max.)	38	70/3	40/3		1.060 500 1.700	934 SIN**	80-130	281 144
<b>173</b>	190-230V, 50/60 Hz	1 (max.)	38	70/3	40/3		1.060 500 1.700	934 SIN	70-130	281 144

U = Untertransport  
 WO = Walzenobertransport  
 L = Leichtes Nähgut  
 M = Mittelschweres Nähgut  
 ● = Serienausstattung  
 ○ = Optionale Zusatzausstattung  
 \* = 10 mm mit Nadelssystem 933  
 \*\* = Nadelssystem 933 oder 934 SIN je nach E-Nr.  
 \*\*\* = Bei Zwei-Nadelbetrieb [min<sup>-1</sup>] max. 5.500 Stiche/Min.

U = Bottom feed  
 WO = Top puller feed  
 L = Light weight material  
 M = Medium weight material  
 ● = Standard equipment  
 ○ = Optional equipment  
 \* = 10 mm with needle system 933  
 \*\* = Needle system 934 SIN or 933 depending on E-No  
 \*\*\* = For twin needle operation [min<sup>-1</sup>] max. 5.500 stitches/min.

									
Eine Nadel	Zwei Nadeln	Doppelkettenstich	Kettenstichgreifer, quer	Untertransport	Unter- und Walzen-Obertransport	Nähfuß-lüftung, automatisch	Fadenabschneider unter der Stichplatte	Stichver-dichtung, automatisch	Stichver-dichtung, Fadenabschneider durch Lichtschranke betätigt
Single needle	Twin needle	Double-Chain-stitch	Looper, crossline	Bottom feed	Bottom feed and top puller feed	Sewing foot lift, automatic	Underbed thread trimmer	Stitch condensing, automatic	Stitch condensing, thread trimming and sewing foot lift, actuated by light barrier

### 171-131110: Application Illustrations

