

Electronic lockstitch pattern tacker with stepping foot

KE-435C

Electronic lockstitch pattern tacker with stepping foot and programming function

KE-436C

- Stepping foot gives high quality sewing
- Forms attractive seams
- Programming function makes pattern creation easy (436C)
- High-capacity built-in motor system gives excellent cost performance



KE-436C

***Stepping foot provides even higher quality sewing.
No special work clamps are needed for any patterns by using
the stepping foot.***

Stepping foot gives high quality sewing and excellent cost performance




High sewing quality

The stepping foot securely holds the material around the needle during sewing, thus preventing problems like skipped stitches, thread breakages and needle breakages from happening.

No need to create different work clamps for different patterns

By using the stepping foot together with a standard work clamp, the sewing machine can sew any kind of pattern you desire. This eliminates the cost of making new work clamps, and greatly reduced time requirements too.

Attractive and accurate seams



Threads do not pull out

The thread take-up device lets you easily set the trailing length of upper thread after thread trimming to the optimum length for the material being sewn.

Optimum thread tightening

The thread take-up amount could be increased, allowing the highest-quality thread tightness to be obtained regardless of the type of material.

No thread staining

The oil supplied to the rotary hook is kept clean at all times, which helps to prevent staining of the thread.

Superb ease of operation greatly increases working efficiency

Accurate home position detection(435C/436C)

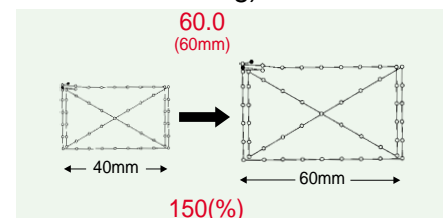
The home position sensor incorporates a non-optical proximity sensor, so the sensor is not subject to operating errors from oil or dust, and cleaning oil and dust from the sensor are also unnecessary.

Smooth pedal operation (435C/436C)

The foot switch needs only a light pedal pressure to operate. This reduces the operator's working fatigue and gives better work efficiency.

Pattern enlargement and reduction is also easy (435C)

Enlargement and reduction of the sewing patterns can be set at a touch using the operating panel. The ratios can be entered either as a percentage or in length (mm) (determined by DIP switch setting).



Programming is now much easier



Efficient programming (436C)

When the programmer is connected, sewing data can be created, edited and saved using the sewing machine itself. This eliminates the inconvenience of having to change PROM chips, and greatly improves programming efficiency. (Programmer is available as an option)

Easy programming(436C)

All kinds of sewing data can be created easily, just by selecting icons. An image of the sewing data appears on the panel during data editing, so that you can check the pattern being created at a glance. Error messages and details on how to solve them are also displayed.

Easy-to-use operation panel (436C)

The minimum number of keys that are necessary for normal sewing operations are located on the simplified operation panel, along with an easy-to-see display. The operator can position the operation panel where it is most convenient to use.



BAS-300 series sewing data can also be used on 436C.

Built-in Motor system

Improved productivity

An built-in motor system that is ideally suited to cycle sewing machines has been adopted. This system reduces overall cycle time.



Low noise and low vibration

Integration of the motor and the machine head and the adoption of a timing belt make sewing machine operation much quieter and reduce machine vibration.

Easier maintenance

Periodic adjustment of the belt tension and adjustment of the motor position are no longer necessary. The machine head can also be tilted back to carry out adjustments without the need to remove the belt cover.

No contamination of the material

The adoption of a timing belt eliminates the problem of belt shavings soiling sewing products.

Options

Thread breakage detector

The emergency stop is activated to warn the operator when a thread breakage is detected. Both rotary-type and beam-type detectors are available.



Rotary-type



Beam-type

Needle cooler

This is a pneumatic type needle cooler which prevents the thread breakage due to heat. It is particularly useful when sewing thicker materials and when sewing at high sewing speeds.



Air wiper

This thread wiper is driven by a pneumatic cylinder. It can be used when the thread cannot be pulled out from the material when sewing extremely thick materials.



Two-step thread tension device

This allows the upper thread tension to be switched between two settings at any desired time by using the programmer. It can be used to produce attractive finishes when the thickness of the material changes during the course of a single pattern, such as if there is a joint or if the sewing direction changes.



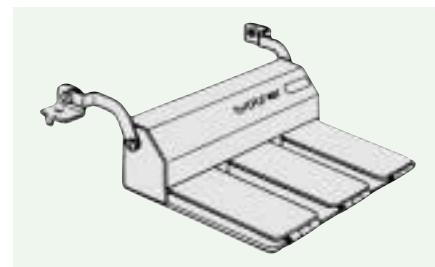
PS-3000 Programming software for electronic pattern sewer

This is a software program which creates new sewing patterns using a personal computer. The pattern data is saved to a floppy disk, so that the patterns can be sewn later simply by inserting the disk into the pattern sewer. (A ROM writer is required for 435C.)



Three-pedal foot switch

This switch has an independent left work clamp switch, right work clamp switch and start switch.



Liquid cooling tank

This helps to prevent thread breakage caused by friction when using synthetic thread. Fill the tank with silicone oil.

Programmer (436C only)

Sewing data can be created, edited and saved.

Work clamp plate, OT

Provide an even clamping pressure. Replacement of work clamp blanks and positioning of parts can be carried out easily. In addition, the work clamp is made from plastic so that pattern shape processing is also easy.

Two-step foot switch

This is a pedal-type foot switch.

Inner clamping device

It is suitable to use for sewing around labels, emblems and hook and eye tape; operates by air together with the outer presser, so material slippage will not occur.

Specifications

KE-435C



KE-436C



Model	Lock stitch	Double vertical hook	Heavy materials	Sewing area	Stitch length	Thread trimmer	Thread wiper	Max. sewing speed	Air consumption
KE-435C	★	★	★	100×60 mm	0.1-10.0 mm	★	★	2,500* rpm	0.5Mpa
KE-436C								1.8 l/min	

*When stitch length is 3mm or less.

	KE-435C	KE-436C
Feed mechanism	R-θ intermittent feed mechanism (pulse-motor driven mechanism)	R-θ intermittent feed mechanism (pulse-motor driven mechanism)
Needle type	DP×17NY#19	DP×17NY#19
No. of stitches	Variable	Variable
Max. No. of stitches	20,000 stitches (including 10,000 stitches which can be added)	20,000 stitches (1 pattern)
Work clamp lifter	Pneumatic type	Pneumatic type
Work clamp height	Max. 25 mm	Max. 25 mm
Thread take-up device	Standard equipment	Standard equipment
Stepping presser foot height	18 mm	18 mm
Stepping presser foot stroke	0mm, 3-8 mm	0mm, 3-8 mm
Data programming method	PS-3000	Programmer, PS-3000
Data storage media	P-ROM	3.5 floppy disk 2HD/1.44 MB, 2DD
No. of stored data	10,000 stitches (max. 100 patterns)	360,000 stitches (max. 100 patterns)
Enlarging and reducing patterns	20-200%	0-400%
Motor	Three-phase 400 W induction motor	Three-phase 400 W induction motor
Weights	122.6kg (Single-phase) 117.6kg (3-phase 400V) 112.6kg (3-phase 220V, 380V) Machine head : 56kg Operation panel : 0.6kg Control box :19kg (Single-phase) 14kg (3-phase 400V) 9kg (3-phase 220V, 380V)	124.8kg (Single-phase) 119.8kg (3-phase 400V) 114.8kg (3-phase 220V, 380V) Machine head : 56kg Operation panel : 2.8kg Control box :19kg (Single-phase) 14kg (3-phase 400V) 9kg (3-phase 220V, 380V)
Power source	Single-phase 110V, 220-230V, 240V 3-phase 220V, 380V, 400V 600VA	Single-phase 110V, 220-230V, 240V 3-phase 220V, 380V, 400V 600VA
Safety device	Intermediate stop function	Intermediate stop function

NOTE 1 When patterns are sewn in a predetermined order, the cycle sewing function lets you program up to 4 cycles (up to 15 patterns/cycle) on 435C. By using the single split mode, it is possible to program up to 100 patterns on 436C.

NOTE 2 The user program of 435C can store 16 different programs which can include details such as the program number, scale and sewing speed. Those details can be programmed as the split sewing data (up to 100 patterns) on 436C.

Product specifications are subject to change for improvement without notice. Please read instruction manual before using the machine for safety operation.

brother
BROTHER INDUSTRIES, LTD.

15-1, Naeshiro-cho, Mizuno-ku, Nagoya 467-8561, Japan.
Phone: 81-52-824-2177 Fax: 81-52-811-7789 <http://www.brother.com/>